













Add EAP to your mobile device home screen

iOS

-  **Open a web browser application** such as Safari, and navigate to intermountainhealthcare.org/eap
-  **Open sharing options** from the bottom of your phone (not website) screen
-  Scroll down and select **“Add to Home Screen”**
-  Tap **“Add” in the upper right corner**
-  This page will now appear as an app on your home screen

Android

-  **Open a web browser application** such as Chrome, and navigate to intermountainhealthcare.org/eap
-  **Tap the three vertical dots (:)** in the top right corner of your phone (not website) screen
-  Select **“Add to Home Screen”** from the drop down menu
-  Tap **“Add” in the upper right corner**
-  This page will now appear as an app on your home screen